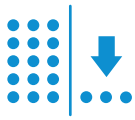


Aquaporin Inside® Membranes

Hollow fiber forward
osmosis module



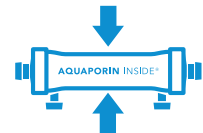
High rejection of
difficult compounds



Low specific
reverse salt flux



High recovery
of water



Low footprint due to high
packing density

Product type

The Aquaporin Inside® HFFO.6 module is designed for Forward Osmosis (FO) applications.

Biomimetic hollow fiber module comprising an active layer of polyamide thin film composite (TFC) with integrated aquaporin

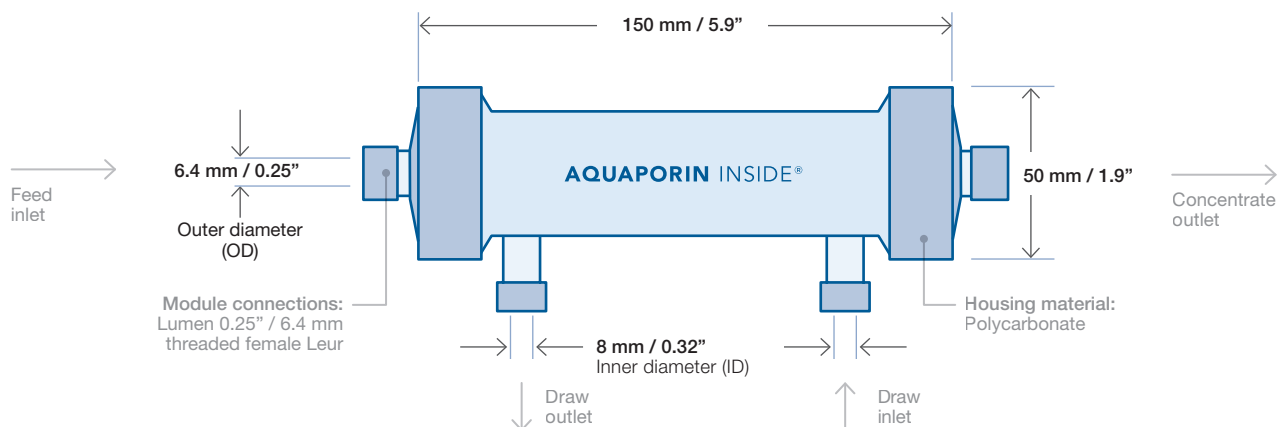
proteins. The addition of aquaporin water channels into the rejection layer makes the Aquaporin Inside® FO membrane capable of rejecting difficult contaminants and preserving valuable components. The use of hollow fibers allows for a very high packing density.

Product specifications

	Fiber ID		Membrane area		Water flux	Specific reverse salt flux
	mm		m ²	ft ²	LMH	g/L
HFFO.6	0.2		0.6	6.46	11 ± 1.5	0.15 ± 0.05

The stated product performance is based on following testing conditions: 0.5M NaCl (5.8%) draw vs DI water (FO mode), temperature: 25°C (77°F), single pass mode, counter-current flow, feed flow rate: 25 LPH, draw flow rate: 15 LPH, transmembrane pressure lumen to shell (TMP): 0.2 bar (2.9 psi).

Module dimensions



Recommended operating conditions

Operating mode	Counter-current flow
Transmembrane pressure lumen to shell (TMP)	0.2 bar / 2.9 psi
Temperature range	5-30°C / 41-86°F
Operating pH range (Long term exposure)	3-10
Recommended pre-filtration ^a	≤ 100 µm

^a The optimal pre-filtration is application dependent

Maximum operating conditions

Max. transmembrane pressure lumen to shell (TMP)	4 bar / 58.0 psi
Max. feed inlet pressure	4 bar / 58.0 psi
Max. draw inlet pressure	2 bar / 29.0 psi
Max temperature (short term)	50°C / 122°F
Operating pH range (short term exposure)	2-11
Free chlorine tolerance ^b	< 0.1 mg/L

^b Under certain conditions, the presence of free chlorine and other oxidizing agents will cause premature membrane failure. Since oxidation damage is not covered under warranty, Aquaporin A/S recommends removing residual free chlorine by pre-treatment prior to membrane exposure.

Additional information

- ✓ Module can be operated in vertical and horizontal position.
- ✓ It is recommended to rinse the module for 1 hour, prior to first use.
- ✓ It is advisable to pre-treat the feed solution to remove suspended solids. Particles might damage the fibers and possibly cause a decrease in performance.
- ✓ Run feed solution prior to draw solution to avoid osmotic drying of the membrane.
- ✓ Do not allow the module to run dry as this will compromise the membrane performance.
- ✓ Immediately flush the module on lumen side with clean water for ≥ 30 min after use (shell side connections open).
- ✓ The module can be stored at room temperature, but preferred storage is at 4°C.
- ✓ Keep out of direct sunlight
- ✓ To prevent biological growth during prolonged system shutdowns, the module should be immersed in a preservative solution. Rinse thoroughly before re-use.
- ✓ Keep the module moist at all times after initial wetting.
- ✓ The information provided in this document is for informative purposes only. It is the users own responsibility to ensure appropriate usage of this product. Aquaporin A/S assumes no obligation, liability or damages incurred for the misuse of the product or for the information provided in this document. This document does not express or imply any warranty as to the merchantability or fitness of the products.
- ✓ Not yet approved as food contact material (FCM).

Aquaporin A/S
 Nymøllevej 78
 2800 Kongens Lyngby
 Denmark

Phone: +45 8230 3082
 sales@aquaporin.com
 www.aquaporin.com

Aquaporin Asia Pte Ltd
 1 Cleantech Loop, #02-14
 Cleantech One
 Singapore 637141

Phone: +65 6268 6343
 sales@aquaporin.asia

Aquapoten Company Ltd.
 12A Shougang International Trade Tower
 No. 60 Xizhimen North Street
 Haidian District, Beijing, 100082, China

Phone: +86-10-52408461
 business@aquapoten.com
 www.aquapoten.com



AQUAPORIN